

Contents

Page

Technical characteristics Staf® .....	<b>09.02</b>
Staf® 6 .....	<b>09.03</b>
Staf® 14 .....	<b>09.04</b>
Staf® 20 .....	<b>09.05</b>
Staf® 40 .....	<b>09.06</b>

## Features

- Degree of protection for hoods/housings for coupled connector: IP 44

## Features

Specifications	DIN EN 60 664-1 DIN EN 61 984
Approvals	SEV,

### Inserts

Number of contacts	6, 14, 20, 40 (2x20)
Electrical data acc. to EN 61 984	
Rated current	10 A
Rated voltage	~ 25 V / - 60 V
Rated voltage acc. to UL/CSA	50 V
Insulation resistance	≥ 10 <sup>10</sup> Ω
Material	polyamide
Limiting temperatures	-40 °C ... +100 °C
Flammability acc. to UL 94	HB
Mechanical working life	≥ 500
- mating cycles	

### Contacts

Material	copper alloy
Surface	
- hard-silver plated	3 μm Ag
Contact resistance	≤ 2 mΩ
Screw terminal	
- Wire gauge <sup>1)</sup>	1.5 mm <sup>2</sup>
- AWG	16
- Tightening/test torque	0.5 Nm
Solder terminal	
- Wire gauge <sup>1)</sup>	2.5 mm <sup>2</sup>
- AWG	14

In accordance with the appropriate regulations a wire-end sleeve has to be used at clamps without wire protection (see „Screw terminal“, chapter 00).

### Hoods/Housings

see chapter 30 / 31

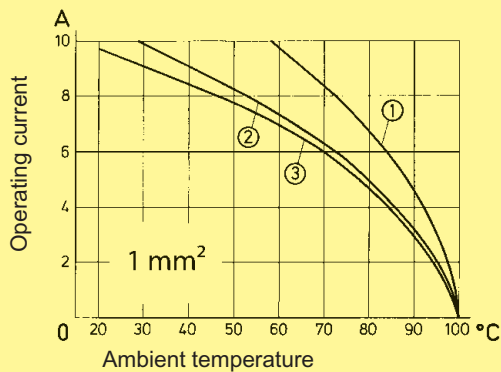
### Accessories

Cable clamps	chapter 40
Coding of hoods/housings	chapter 40
Label acc. to CSA-approval	chapter 40
Assembly plates for test connector	chapter 40

### Current carrying capacity

The current carrying capacity of the connectors is limited by the thermal load capability of the contact element material including the connections and the insulating parts. The derating curve is therefore valid for currents which flow constantly (non-intermittent) through each contact element of the connector evenly, without exceeding the allowed maximum temperature.

Measuring and testing techniques according to DIN EN 60 512-5




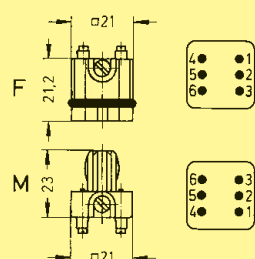

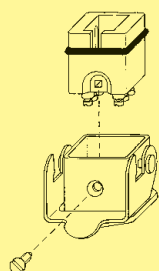
- ① Staf® 6
- ② Staf® 14
- ③ Staf® 20

<sup>1)</sup> geometric wire gauge

Number of contacts

6



Identification	Series	Part number		Drawing	Dimensions in mm
		Female Insert (M)	Male insert (F)		
<p>Screw terminal</p> 	Staf®	<b>09 70 006 2813</b>	<b>09 70 006 2616</b>	<p>Contact arrangement (view from termination side)</p> 	
<p>Solder terminal</p> 	Staf®	<b>09 70 006 2812</b>	<b>09 70 006 2615</b>	<p>Contact arrangement (view from termination side)</p>  <p>Mounting example</p> 	


Staf

09  
-  
03


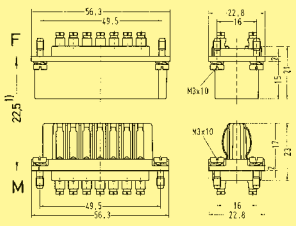
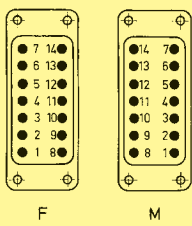

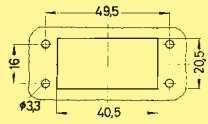
Stock items in bold type

Number of contacts

14





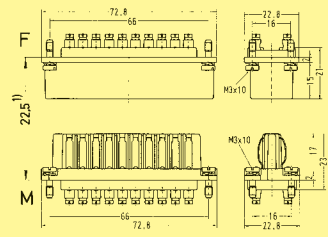


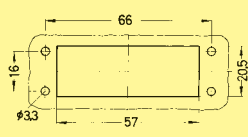
Staf

Identification	Series	Part number		Drawing	Dimensions in mm
		Female Insert (M)	Male insert (F)		
<p>Screw terminal</p> 	Staf®	<b>09 70 014 2811</b>	<b>09 70 014 2614</b>	 <p>1) Distance for contact max. 24 mm</p> <p>Contact arrangement (view from termination side)</p> 	
<p>Solder terminal</p> 	Staf®	<b>09 70 014 2810</b>	<b>09 70 014 2613</b>	<p>Panel cut out for inserts for use without hoods/housings</p> 	

Number of contacts

20




Identification	Series	Part number		Drawing	Dimensions in mm
		Female Insert (M)	Male insert (F)		
<p>Screw terminal</p> 	Staf®	<b>09 70 020 2817</b>	09 70 020 2622	 <p>1) Distance for contact max. 24 mm</p> <p>Contact arrangement (view from termination side)</p> 	
<p>Solder terminal</p> 	Staf®	<b>09 70 020 2816</b>	<b>09 70 020 2621</b>	<p>Panel cut out for inserts for use without hoods/housings</p> 	

Staf

Number of contacts

40



Staf

Identification	Series	Part number		Drawing	Dimensions in mm
		Female Insert (M)	Male insert (F)		
<p>Screw terminal</p>	<p>Staf®</p> <p>1-20</p> <p>1-20</p>	<p><b>09 70 020 2817</b></p> <p><b>09 70 020 2817</b></p>	<p>09 70 020 2622</p> <p>09 70 020 2622</p>	<p>1) Distance for contact max. 24 mm</p> <p>Contact arrangement (view from termination side)</p>	
<p>Solder terminal</p>	<p>Staf®</p> <p>1-20</p> <p>1-20</p>	<p><b>09 70 020 2816</b></p> <p><b>09 70 020 2816</b></p>	<p><b>09 70 020 2621</b></p> <p><b>09 70 020 2621</b></p>	<p>Panel cut out for inserts for use without hoods/housings</p>	